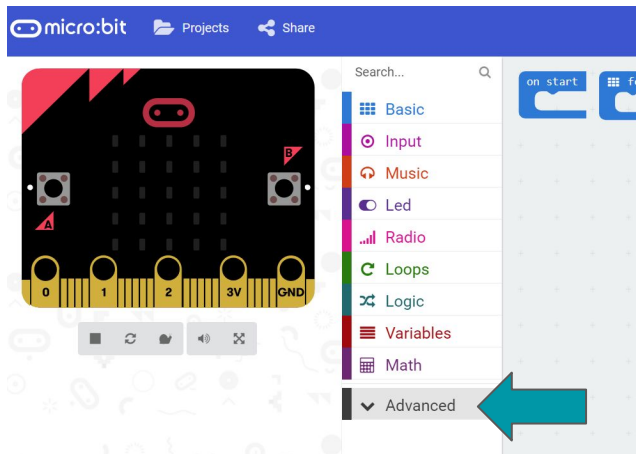
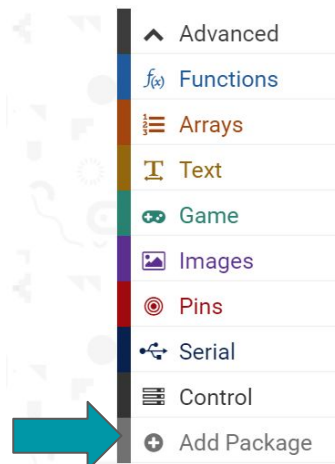


How to install the scroll:bit library



1. Go to MakeCode and click on the Advanced part of the menu.



2. Choose "add package" from the menu.

Add Package... ?

github.com/pimoroni/pxt-scrollbit

3. In the pop-up that appears, type in the URL of your chosen package.

For the scroll:bit this is:
github.com/pimoroni/pxt-scrollbit

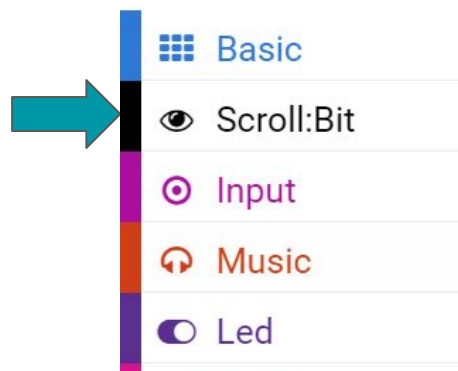
Add Package... ?

github.com/pimoroni/pxt-scrollbit

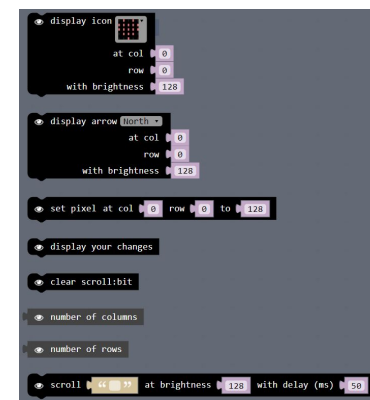
scrollbit

User provided package, not endorsed by Microsoft.

4. Pick your package from the results.



5. After a few seconds, you should see your new package in the menu.



6. Have a browse at the commands. Enjoy!